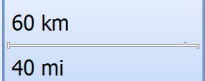
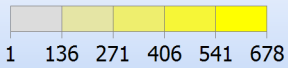
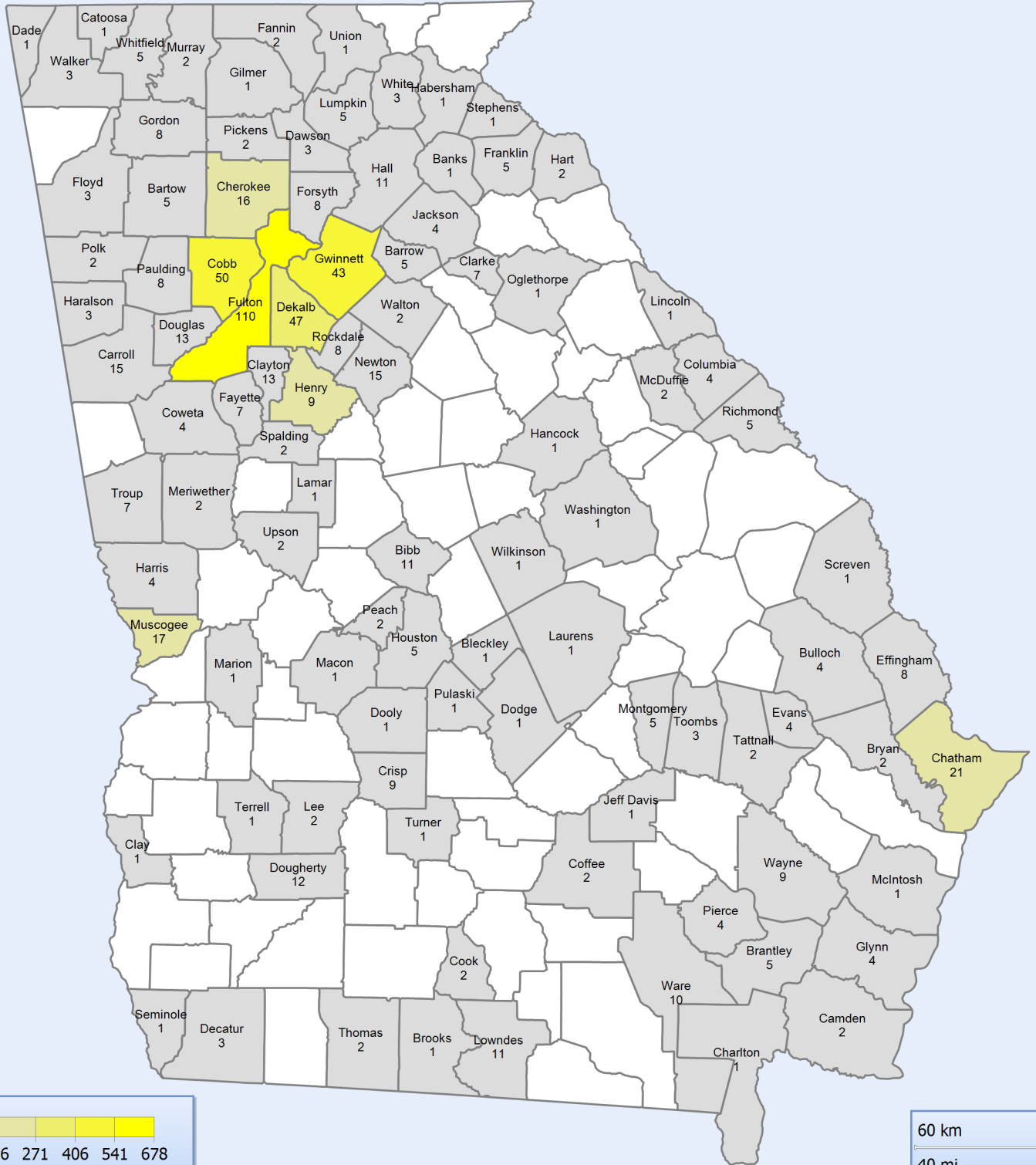


Georgia Poison Center

Information Requests



Georgia Poison Center

County	Population	Exposures	Exposures per 1,000 people	Info Requests	Info Requests per 1,000 people
Baltimore		1	0.0000	0	0.0000
Caddo		1	0.0000	0	0.0000
Cass		1	0.0000	0	0.0000
Clayton	259,424	106	4.8109	13	0.5900
Clinch	6,798	3	5.1960	0	0.0000
Evans	11,000	2	2.1408	4	4.2815
Grant		1	0.0000	0	0.0000
Harris	32,024	17	6.2504	4	1.4707
Lancaster		1	0.0000	0	0.0000
Pima		1	0.0000	0	0.0000
Polk	41,475	38	10.7877	2	0.5678
Prince Georges		1	0.0000	0	0.0000
Worth	21,679	5	2.7156	0	0.0000
Appling	18,236	10	6.4566	0	0.0000
Bacon	11,096	2	2.1222	0	0.0000
Candler	10,998	5	5.3529	0	0.0000
Cumberland		3	0.0000	0	0.0000
Dallas		4	0.0000	2	0.0000
Delaware		2	0.0000	0	0.0000
Dooly	14,918	5	3.9463	1	0.7893
El Dorado		1	0.0000	0	0.0000
Hancock	9,429	3	3.7462	1	1.2487
Harnett		1	0.0000	0	0.0000
Horry		2	0.0000	0	0.0000
Lafayette		1	0.0000	0	0.0000
Lebanon		1	0.0000	0	0.0000
Lincoln	7,996	5	7.3626	1	1.4725
Lowndes	109,233	67	7.2219	11	1.1857
Lumpkin	29,966	17	6.6796	5	1.9646
Miller	6,125	5	9.6116	0	0.0000
Mobile		1	0.0000	0	0.0000
Pulaski	12,010	14	13.7251	1	0.9804
Radford City		1	0.0000	0	0.0000
San Juan		1	0.0000	0	0.0000
Stewart	6,058	1	1.9436	0	0.0000
Sumner		1	0.0000	0	0.0000
Tippecanoe		1	0.0000	0	0.0000

Georgia Poison Center

County	Population	Exposures	Exposures per 1,000 people	Info Requests	Info Requests per 1,000 people
Washington	21,187	9	5.0015	1	0.5557
Wheeler	7,421	1	1.5866	0	0.0000
Wilcox	9,255	6	7.6332	0	0.0000
Bay		2	0.0000	0	0.0000
Boulder		1	0.0000	0	0.0000
Broward		3	0.0000	1	0.0000
Cabarrus		2	0.0000	0	0.0000
Catoosa	63,942	25	4.6035	1	0.1841
Colquitt	45,498	28	7.2460	0	0.0000
Crawford	12,630	4	3.7290	0	0.0000
Effingham	52,250	31	6.9856	8	1.8027
Florence		1	0.0000	0	0.0000
King		1	0.0000	0	0.0000
Liberty	63,453	30	5.5667	0	0.0000
McDowell		1	0.0000	0	0.0000
Russell		15	0.0000	0	0.0000
Schley	5,010	2	4.7003	0	0.0000
Sumter	32,819	15	5.3814	0	0.0000
Thurston		4	0.0000	0	0.0000
Tulsa		1	0.0000	0	0.0000
Wake		11	0.0000	1	0.0000
Ware	36,312	35	11.3488	10	3.2425
Williamsburg		1	0.0000	0	0.0000
Yamhill		1	0.0000	0	0.0000
Camuy		1	0.0000	1	0.0000
Cleburne		2	0.0000	0	0.0000
Cole		1	0.0000	0	0.0000
Columbia	124,053	48	4.5558	4	0.3797
Cook	17,212	8	5.4726	2	1.3681
Crisp	23,439	25	12.5583	9	4.5210
Dakota		2	0.0000	0	0.0000
Davis		1	0.0000	1	0.0000
Dawson	22,330	17	8.9638	3	1.5818
Guilford		2	0.0000	1	0.0000
Houston	139,900	81	6.8171	5	0.4208
Jones	28,669	4	1.6428	0	0.0000
Miami		2	0.0000	0	0.0000

Georgia Poison Center

County	Population	Exposures	Exposures per 1,000 people	Info Requests	Info Requests per 1,000 people
Monroe	21,757	10	5.4117	0	0.0000
Montgomery	9,123	15	19.3591	5	6.4530
Morgan	17,868	9	5.9306	0	0.0000
Murray	39,628	26	7.7251	2	0.5942
Oconee	32,808	33	11.8431	0	0.0000
Snohomish		1	0.0000	0	0.0000
Wilson		1	0.0000	0	0.0000
Banks	18,395	12	7.6809	1	0.6401
Bexar		2	0.0000	0	0.0000
Bleckley	13,063	7	6.3094	1	0.9013
Boone		2	0.0000	0	0.0000
Brooks	16,243	9	6.5239	1	0.7249
Brunswick		1	0.0000	0	0.0000
Bulloch	70,217	29	4.8628	4	0.6707
Dodge	21,796	10	5.4020	1	0.5402
Fairbanks North Star		1	0.0000	0	0.0000
Fresno		1	0.0000	0	0.0000
Habersham	43,041	34	9.3010	1	0.2736
Henrico		1	0.0000	0	0.0000
Honolulu		2	0.0000	0	0.0000
Kitsap		3	0.0000	0	0.0000
Knox		3	0.0000	1	0.0000
Lampasas		1	0.0000	0	0.0000
Madison	28,120	20	8.3742	0	0.0000
Meade		1	0.0000	0	0.0000
Mower		1	0.0000	0	0.0000
Muscogee	189,885	148	9.1770	17	1.0541
Oklahoma		1	0.0000	0	0.0000
Potter		1	0.0000	0	0.0000
Richmond City		1	0.0000	0	0.0000
San Francisco		4	0.0000	0	0.0000
Screven	14,593	5	4.0342	1	0.8068
Swain		1	0.0000	1	0.0000
Weld		1	0.0000	0	0.0000
Wicomico		1	0.0000	1	0.0000
Baldwin	45,720	31	7.9834	0	0.0000
Bartow	100,157	76	8.9344	5	0.5878

Georgia Poison Center

County	Population	Exposures	Exposures per 1,000 people	Info Requests	Info Requests per 1,000 people
Ben Hill	17,634	17	11.3509	0	0.0000
Camden	50,513	31	7.2259	2	0.4662
Chattahoochee	11,267	2	2.0900	0	0.0000
Cuyahoga		3	0.0000	0	0.0000
Emanuel	22,598	7	3.6472	0	0.0000
Essex		4	0.0000	0	0.0000
Hamilton		6	0.0000	2	0.0000
Jefferson	16,930	12	8.3456	0	0.0000
Loudoun		1	0.0000	0	0.0000
Maricopa		4	0.0000	2	0.0000
Mitchell	23,498	10	5.0107	0	0.0000
Newport News City		2	0.0000	0	0.0000
Oglethorpe	14,899	4	3.1611	1	0.7903
Saint Marys		1	0.0000	0	0.0000
San Bernardino		3	0.0000	0	0.0000
San Joaquin		1	0.0000	1	0.0000
Shannon		1	0.0000	0	0.0000
Tarrant		1	0.0000	1	0.0000
Tift	40,118	42	12.3265	0	0.0000
Todd		1	0.0000	0	0.0000
Tom Green		1	0.0000	0	0.0000
Whitfield	102,599	66	7.5741	5	0.5738
Alameda		4	0.0000	0	0.0000
Anne Arundel		2	0.0000	0	0.0000
Beaufort		1	0.0000	1	0.0000
Branch		1	0.0000	0	0.0000
Burke	23,316	14	7.0698	0	0.0000
Cochise		1	0.0000	0	0.0000
Coweta	127,317	98	9.0630	4	0.3699
Decatur	27,842	12	5.0747	3	1.2687
Douglas	132,403	98	8.7148	13	1.1561
Henderson		1	0.0000	0	0.0000
Hidalgo		1	0.0000	0	0.0000
Kings		2	0.0000	2	0.0000
Macon	14,740	5	3.9940	1	0.7988
McCormick		0	0.0000	1	0.0000
Ocean		1	0.0000	0	0.0000

Georgia Poison Center

County	Population	Exposures	Exposures per 1,000 people	Info Requests	Info Requests per 1,000 people
Plumas		1	0.0000	0	0.0000
Robertson		1	0.0000	0	0.0000
Rockdale	85,215	53	7.3230	8	1.1054
Shelby		10	0.0000	0	0.0000
Talbot	6,865	3	5.1453	0	0.0000
Tunica		1	0.0000	0	0.0000
Vernon		1	0.0000	0	0.0000
Warren	5,834	2	4.0364	0	0.0000
Anderson		5	0.0000	1	0.0000
Charleston		1	0.0000	0	0.0000
Cherokee	214,346	156	8.5692	16	0.8789
Contra Costa		1	0.0000	0	0.0000
Duval		2	0.0000	1	0.0000
Galveston		1	0.0000	0	0.0000
Greenwood		1	0.0000	0	0.0000
Haralson	28,780	23	9.4095	3	1.2273
Hennepin		2	0.0000	0	0.0000
Henry	203,922	157	9.0650	9	0.5196
Island		1	0.0000	0	0.0000
Livingston		1	0.0000	0	0.0000
Montcalm		1	0.0000	2	0.0000
New Haven		1	0.0000	0	0.0000
Palm Beach		3	0.0000	0	0.0000
Pasco		1	0.0000	0	0.0000
Philadelphia		1	0.0000	0	0.0000
Pickens	29,431	29	11.6018	2	0.8001
Randolph	7,719	1	1.5254	0	0.0000
Throckmorton		5	0.0000	0	0.0000
Upson	27,153	30	13.0087	2	0.8672
Wilkes	10,593	2	2.2230	0	0.0000
Williamson		2	0.0000	1	0.0000
		1	0.0000	2	0.0000
Belknap		1	0.0000	0	0.0000
Buncombe		5	0.0000	0	0.0000
Carroll	110,527	132	14.0617	15	1.5979
Coconino		1	0.0000	0	0.0000
Durham		3	0.0000	0	0.0000

Georgia Poison Center

County	Population	Exposures	Exposures per 1,000 people	Info Requests	Info Requests per 1,000 people
Edgefield		1	0.0000	0	0.0000
Forsyth	175,511	102	6.8427	8	0.5367
Franklin	22,084	21	11.1963	5	2.6658
Gilmer	28,292	12	4.9940	1	0.4162
Hillsborough		7	0.0000	2	0.0000
Irwin	9,538	3	3.7034	0	0.0000
Johnson	9,980	9	10.6180	0	0.0000
Lamar	18,317	10	6.4280	1	0.6428
Laurens	48,434	31	7.5360	1	0.2431
Lonoke		1	0.0000	0	0.0000
Martin		1	0.0000	0	0.0000
Rabun	16,726	8	5.6316	0	0.0000
Saint Louis		2	0.0000	0	0.0000
Saint Tammany		1	0.0000	0	0.0000
Salt Lake		4	0.0000	0	0.0000
Solano		1	0.0000	0	0.0000
Worcester		1	0.0000	1	0.0000
York		4	0.0000	0	0.0000
Aiken		14	0.0000	2	0.0000
Allegan		1	0.0000	0	0.0000
Baltimore City		1	0.0000	0	0.0000
Brevard		1	0.0000	0	0.0000
Burlington		1	0.0000	0	0.0000
Butts	23,655	19	9.4572	0	0.0000
Chambers		4	0.0000	1	0.0000
Chattooga	26,015	13	5.8837	0	0.0000
El Paso		14	0.0000	1	0.0000
Elbert	20,166	15	8.7580	0	0.0000
Fannin	23,682	12	5.9661	2	0.9944
Geary		2	0.0000	0	0.0000
Hall	179,684	123	8.0598	11	0.7208
Lee	28,298	20	8.3216	2	0.8322
Long	14,464	5	4.0702	0	0.0000
Pierce	18,758	10	6.2769	4	2.5108
Robeson		1	0.0000	0	0.0000
San Diego		4	0.0000	0	0.0000
Somerset		1	0.0000	1	0.0000

Georgia Poison Center

County	Population	Exposures	Exposures per 1,000 people	Info Requests	Info Requests per 1,000 people
Travis		1	0.0000	0	0.0000
Turner	8,930	1	1.3185	1	1.3185
Walton	83,768	70	9.8390	2	0.2811
Wayne	30,099	18	7.0413	9	3.5206
Adams		2	0.0000	1	0.0000
Arapahoe		1	0.0000	1	0.0000
Ashe		1	0.0000	0	0.0000
Berrien	19,286	9	5.4945	0	0.0000
Bronx		1	0.0000	0	0.0000
Chatham	265,128	158	7.0167	21	0.9326
Clay	3,183	6	22.1945	1	3.6991
Coffee	42,356	20	5.5596	2	0.5560
Fairfax		4	0.0000	0	0.0000
Gillespie		1	0.0000	1	0.0000
Glynn	79,626	54	7.9849	4	0.5915
Greenville		3	0.0000	2	0.0000
Hart	25,213	4	1.8680	2	0.9340
Indian River		1	0.0000	0	0.0000
Ingham		1	0.0000	0	0.0000
Iosco		2	0.0000	0	0.0000
Jasper	13,960	15	12.6514	0	0.0000
Kent		2	0.0000	0	0.0000
Mahoning		2	0.0000	1	0.0000
McLean		1	0.0000	0	0.0000
New York		1	0.0000	0	0.0000
Paulding	142,324	87	7.1973	8	0.6618
Richmond	200,549	99	5.8123	5	0.2935
San Mateo		1	0.0000	0	0.0000
Santa Clara		1	0.0000	0	0.0000
Spalding	64,073	49	9.0043	2	0.3675
Stanly		1	0.0000	0	0.0000
Telfair	16,500	3	2.1408	0	0.0000
Terrell	9,315	3	3.7920	1	1.2640
Union	21,356	18	9.9239	1	0.5513
Vance		1	0.0000	0	0.0000
Wilkinson	9,563	4	4.9249	1	1.2312
Barnwell		1	0.0000	0	0.0000

Georgia Poison Center

County	Population	Exposures	Exposures per 1,000 people	Info Requests	Info Requests per 1,000 people
Bergen		1	0.0000	0	0.0000
Bertie		1	0.0000	0	0.0000
Bryan	30,233	15	5.8417	2	0.7789
Charlotte		1	0.0000	0	0.0000
Craven		1	0.0000	0	0.0000
Dekalb	691,893	366	6.2284	47	0.7998
Denver		6	0.0000	0	0.0000
Elmore		2	0.0000	0	0.0000
Escambia		0	0.0000	1	0.0000
Fayette	106,567	66	7.2921	7	0.7734
Floyd	96,317	90	11.0020	3	0.3667
Greene	15,994	10	7.3616	0	0.0000
Lenoir		2	0.0000	0	0.0000
Los Angeles		5	0.0000	1	0.0000
Marshall		1	0.0000	0	0.0000
Mecklenburg		9	0.0000	1	0.0000
Mississippi		1	0.0000	0	0.0000
Nash		1	0.0000	0	0.0000
Norfolk		3	0.0000	0	0.0000
Nueces		1	0.0000	0	0.0000
Pinellas		2	0.0000	1	0.0000
Rensselaer		0	0.0000	1	0.0000
Thomas	44,720	21	5.5290	2	0.5266
Calhoun	6,694	2	3.5178	0	0.0000
Chaves		1	0.0000	0	0.0000
Chemung		1	0.0000	0	0.0000
Chesterfield		1	0.0000	0	0.0000
Cobb	688,078	428	7.3238	50	0.8556
Dade	16,633	2	1.4158	1	0.7079
Davidson		5	0.0000	1	0.0000
Ford		2	0.0000	0	0.0000
Genesee		1	0.0000	0	0.0000
Jenkins	8,340	5	7.0589	0	0.0000
Marin		2	0.0000	0	0.0000
McDuffie	21,875	11	5.9207	2	1.0765
Oakland		1	0.0000	0	0.0000
Onslow		5	0.0000	0	0.0000

Georgia Poison Center

County	Population	Exposures	Exposures per 1,000 people	Info Requests	Info Requests per 1,000 people
Peach	27,695	12	5.1017	2	0.8503
Saint Clair		1	0.0000	0	0.0000
Toombs	27,223	15	6.4876	3	1.2975
White	27,144	19	8.2416	3	1.3013
Brantley	18,411	10	6.3952	5	3.1976
Charlton	12,171	1	0.9674	1	0.9674
Chippewa		1	0.0000	0	0.0000
Clark		1	0.0000	3	0.0000
Collier		2	0.0000	0	0.0000
Dougherty	94,565	69	8.5911	12	1.4941
Early	11,008	3	3.2088	0	0.0000
Gibson		1	0.0000	0	0.0000
Gordon	55,186	60	12.8013	8	1.7068
Grady	25,011	8	3.7661	0	0.0000
Iredell		3	0.0000	0	0.0000
Miami-Dade		1	0.0000	0	0.0000
Okaloosa		2	0.0000	1	0.0000
Pike	17,869	8	5.2713	0	0.0000
Prince William		2	0.0000	0	0.0000
Richland		3	0.0000	1	0.0000
Seminole	8,729	3	4.0466	1	1.3489
Smith		1	0.0000	0	0.0000
Stephens	26,175	18	8.0969	1	0.4498
Surry		1	0.0000	0	0.0000
Twiggs	9,023	2	2.6098	0	0.0000
UNKNOWN		340	0.0000	117	0.0000
Utah		1	0.0000	0	0.0000
Allegheny		1	0.0000	0	0.0000
Atkinson	8,375	4	5.6235	0	0.0000
Berkeley		2	0.0000	0	0.0000
Bernalillo		1	0.0000	0	0.0000
Cleveland		1	0.0000	0	0.0000
Denton		2	0.0000	0	0.0000
District of Columbia		4	0.0000	0	0.0000
Dorchester		1	0.0000	0	0.0000
Fairfax City		1	0.0000	0	0.0000
Fulton	920,581	678	8.6716	110	1.4069

Georgia Poison Center

County	Population	Exposures	Exposures per 1,000 people	Info Requests	Info Requests per 1,000 people
Glascocock	3,082	1	3.8203	0	0.0000
Harrison		2	0.0000	0	0.0000
Heard	11,834	4	3.9798	0	0.0000
James City		1	0.0000	0	0.0000
Jeff Davis	15,068	7	5.4698	1	0.7814
Lanier	10,078	1	1.1683	0	0.0000
McIntosh	14,333	4	3.2859	1	0.8215
Meriwether	21,992	15	8.0308	2	1.0708
Middlesex		3	0.0000	0	0.0000
Orange		9	0.0000	0	0.0000
Osceola		2	0.0000	0	0.0000
Ouachita		3	0.0000	0	0.0000
Saint Louis City		1	0.0000	0	0.0000
San Luis Obispo		1	0.0000	0	0.0000
Troup	67,044	55	9.6590	7	1.2293
Walker	68,756	21	3.5962	3	0.5137
Yadkin		1	0.0000	0	0.0000
Ada		2	0.0000	0	0.0000
Barrow	69,367	48	8.1474	5	0.8487
Bell		2	0.0000	2	0.0000
Bibb	155,547	102	7.7209	11	0.8326
Clarke	116,714	75	7.5661	7	0.7062
Daviess		1	0.0000	0	0.0000
Gwinnett	805,321	431	6.3014	43	0.6287
Highlands		1	0.0000	0	0.0000
Jackson	60,485	67	13.0424	4	0.7787
Lake		4	0.0000	0	0.0000
Marion	8,742	3	4.0406	1	1.3469
Newton	99,598	65	7.6841	15	1.7733
Putnam	21,218	11	6.1041	0	0.0000
Riverside		4	0.0000	0	0.0000
Rutherford		2	0.0000	0	0.0000
Saint Mary		1	0.0000	0	0.0000
Tattnall	25,520	19	8.7661	2	0.9227
Taylor	8,906	3	3.9662	0	0.0000
Towns	10,421	5	5.6493	0	0.0000
Virginia Beach City		1	0.0000	0	0.0000

Georgia Poison Center

County	Population	Exposures	Exposures per 1,000 people	Info Requests	Info Requests per 1,000 people
Volusia		2	0.0000	0	0.0000
Ward		1	0.0000	0	0.0000
Washtenaw		2	0.0000	0	0.0000
Windham		1	0.0000	0	0.0000
Totals	9,661,687	6,830	8.3234	837	1.0200