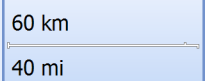

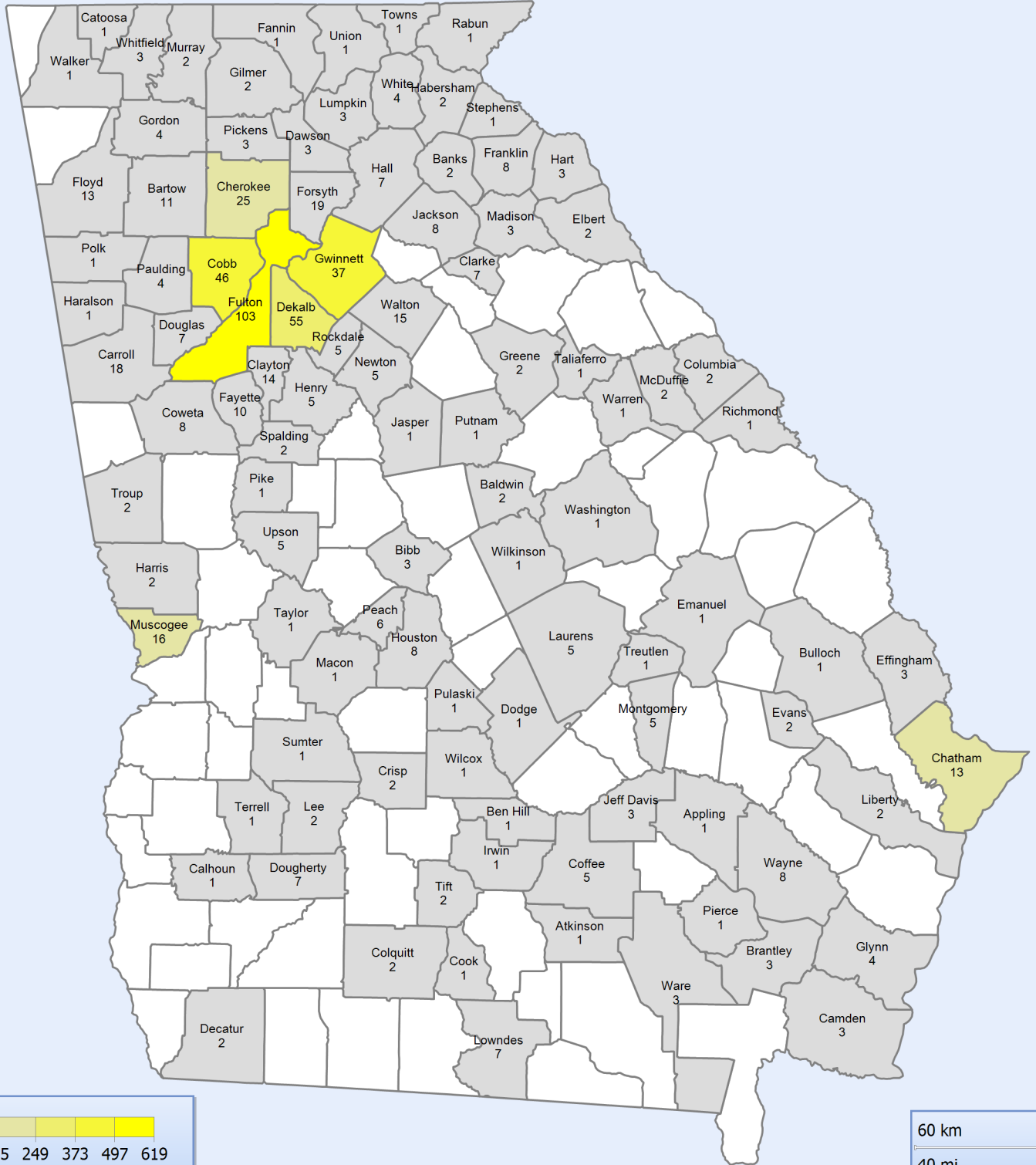


Georgia Poison Center

Information Requests



Georgia Poison Center

County	Population	Exposures	Exposures per 1,000 people	Info Requests	Info Requests per 1,000 people
Baltimore		0	0.0000	2	0.0000
Cass		1	0.0000	0	0.0000
Clayton	259,424	110	5.1589	14	0.6566
Clinch	6,798	5	8.9487	0	0.0000
Evans	11,000	9	9.9545	2	2.2121
Harris	32,024	14	5.3189	2	0.7598
Laramie		1	0.0000	0	0.0000
Polk	41,475	32	9.3872	1	0.2933
Portage		1	0.0000	0	0.0000
Prince Georges		3	0.0000	0	0.0000
Treutlen	6,885	3	5.3014	1	1.7671
Worth	21,679	10	5.6122	0	0.0000
Anson		1	0.0000	0	0.0000
Bay		1	0.0000	0	0.0000
Boulder		1	0.0000	0	0.0000
Broward		3	0.0000	0	0.0000
Cabarrus		2	0.0000	0	0.0000
Catoosa	63,942	22	4.1861	1	0.1903
Choctaw		1	0.0000	0	0.0000
Colquitt	45,498	26	6.9527	2	0.5348
Crawford	12,630	1	0.9633	0	0.0000
Effingham	52,250	36	8.3828	3	0.6986
Florence		2	0.0000	0	0.0000
Graham		0	0.0000	1	0.0000
King		2	0.0000	0	0.0000
Liberty	63,453	40	7.6697	2	0.3835
McDowell		2	0.0000	0	0.0000
Merced		1	0.0000	0	0.0000
Natrona		1	0.0000	0	0.0000
New Castle		1	0.0000	0	0.0000
Portsmouth City		1	0.0000	0	0.0000
Russell		13	0.0000	1	0.0000
Schley	5,010	4	9.7139	0	0.0000
Sumter	32,819	21	7.7851	1	0.3707
Wake		4	0.0000	0	0.0000
Ware	36,312	24	8.0414	3	1.0052
Allen		1	0.0000	0	0.0000

Georgia Poison Center

County	Population	Exposures	Exposures per 1,000 people	Info Requests	Info Requests per 1,000 people
Appling	18,236	18	12.0092	1	0.6672
Bacon	11,096	6	6.5789	0	0.0000
Candler	10,998	8	8.8501	0	0.0000
Chittenden		1	0.0000	0	0.0000
Cumberland		6	0.0000	1	0.0000
Dallas		5	0.0000	1	0.0000
Dooly	14,918	3	2.4467	0	0.0000
Hancock	9,429	3	3.8710	0	0.0000
Harnett		9	0.0000	1	0.0000
Horry		3	0.0000	1	0.0000
Kootenai		1	0.0000	0	0.0000
Lafayette		2	0.0000	0	0.0000
Lincoln	7,996	2	3.0432	0	0.0000
Lowndes	109,233	77	8.5765	7	0.7797
Lumpkin	29,966	14	5.6842	3	1.2180
Malheur		1	0.0000	0	0.0000
McMinn		1	0.0000	0	0.0000
Miller	6,125	6	11.9184	0	0.0000
Mobile		4	0.0000	0	0.0000
Multnomah		1	0.0000	0	0.0000
Okeechobee		2	0.0000	0	0.0000
Pulaski	12,010	9	9.1174	1	1.0130
Reno		1	0.0000	0	0.0000
Stewart	6,058	1	2.0084	0	0.0000
Washington	21,187	16	9.1880	1	0.5743
Wheeler	7,421	4	6.5580	0	0.0000
Wilcox	9,255	7	9.2022	1	1.3146
Anne Arundel		2	0.0000	0	0.0000
Beaufort		5	0.0000	0	0.0000
Burke	23,316	8	4.1745	0	0.0000
Cochise		1	0.0000	0	0.0000
Coweta	127,317	77	7.3583	8	0.7645
Cowlitz		0	0.0000	1	0.0000
Decatur	27,842	9	3.9329	2	0.8740
Douglas	132,403	78	7.1675	7	0.6432
Henderson		4	0.0000	0	0.0000
Macon	14,740	4	3.3017	1	0.8254

Georgia Poison Center

County	Population	Exposures	Exposures per 1,000 people	Info Requests	Info Requests per 1,000 people
Rice		1	0.0000	0	0.0000
Rockdale	85,215	52	7.4244	5	0.7139
Shelby		5	0.0000	3	0.0000
Talbot	6,865	1	1.7723	0	0.0000
Warren	5,834	3	6.2564	1	2.0855
Catawba		1	0.0000	0	0.0000
Cleburne		3	0.0000	0	0.0000
Columbia	124,053	46	4.5115	2	0.1962
Cook	17,212	16	11.3099	1	0.7069
Crisp	23,439	11	5.7099	2	1.0382
Dakota		1	0.0000	0	0.0000
Dawson	22,330	20	10.8971	3	1.6346
Fleming		1	0.0000	0	0.0000
Fort Bend		3	0.0000	0	0.0000
Guilford		12	0.0000	0	0.0000
Hoke		1	0.0000	1	0.0000
Houston	139,900	83	7.2183	8	0.6957
Jones	28,669	6	2.5463	0	0.0000
Lexington		2	0.0000	0	0.0000
Monroe	21,757	9	5.0329	0	0.0000
Montgomery	9,123	16	21.3380	5	6.6681
Morgan	17,868	12	8.1710	0	0.0000
Murray	39,628	21	6.4475	2	0.6140
Nevada		1	0.0000	0	0.0000
New London		1	0.0000	0	0.0000
Oconee	32,808	20	7.4169	0	0.0000
Snohomish		1	0.0000	0	0.0000
Tuscaloosa		1	0.0000	0	0.0000
Ventura		1	0.0000	0	0.0000
Anchorage		1	0.0000	0	0.0000
Avery		1	0.0000	0	0.0000
Baldwin	45,720	21	5.5884	2	0.5322
Bartow	100,157	76	9.2322	11	1.3362
Beauregard		1	0.0000	0	0.0000
Ben Hill	17,634	14	9.6594	1	0.6900
Camden	50,513	21	5.0581	3	0.7226
Chattahoochee	11,267	1	1.0798	0	0.0000

Georgia Poison Center

County	Population	Exposures	Exposures per 1,000 people	Info Requests	Info Requests per 1,000 people
Cuyahoga		2	0.0000	0	0.0000
Emanuel	22,598	15	8.0759	1	0.5384
Erie		1	0.0000	0	0.0000
Greenbrier		1	0.0000	0	0.0000
Hamilton		6	0.0000	2	0.0000
Jefferson	16,930	20	14.3729	0	0.0000
Loudoun		1	0.0000	0	0.0000
Maricopa		4	0.0000	0	0.0000
McHenry		1	0.0000	0	0.0000
Mitchell	23,498	16	8.2844	0	0.0000
Newport News City		1	0.0000	0	0.0000
Oglethorpe	14,899	1	0.8166	0	0.0000
San Bernardino		3	0.0000	0	0.0000
Sedgwick		1	0.0000	0	0.0000
Spartanburg		2	0.0000	0	0.0000
Stafford		1	0.0000	0	0.0000
Tarrant		5	0.0000	0	0.0000
Tift	40,118	29	8.7949	2	0.6065
Whitfield	102,599	58	6.8779	3	0.3558
Alamance		1	0.0000	0	0.0000
Baker	3,451	1	3.5255	0	0.0000
Banks	18,395	9	5.9527	2	1.3228
Bleckley	13,063	9	8.3825	0	0.0000
Brooks	16,243	8	5.9923	0	0.0000
Brunswick		2	0.0000	0	0.0000
Bulloch	70,217	32	5.5447	1	0.1733
De Soto		2	0.0000	0	0.0000
Dodge	21,796	21	11.7223	1	0.5582
Fairfield		1	0.0000	1	0.0000
Habersham	43,041	34	9.6110	2	0.5654
Hartford		0	0.0000	1	0.0000
Henrico		1	0.0000	0	0.0000
Honolulu		2	0.0000	0	0.0000
Kitsap		2	0.0000	0	0.0000
Knox		3	0.0000	0	0.0000
Lauderdale		1	0.0000	0	0.0000
Leon		4	0.0000	0	0.0000

Georgia Poison Center

County	Population	Exposures	Exposures per 1,000 people	Info Requests	Info Requests per 1,000 people
Madison	28,120	21	9.0861	3	1.2980
McCracken		1	0.0000	0	0.0000
Mesa		2	0.0000	0	0.0000
Moore		1	0.0000	1	0.0000
Morris		2	0.0000	0	0.0000
Muscogee	189,885	139	8.9063	16	1.0252
Newberry		1	0.0000	0	0.0000
Potter		1	0.0000	0	0.0000
San Francisco		2	0.0000	0	0.0000
Screven	14,593	6	5.0024	0	0.0000
Strafford		1	0.0000	0	0.0000
Suffolk City		3	0.0000	0	0.0000
Swain		1	0.0000	0	0.0000
Weld		1	0.0000	0	0.0000
Westmoreland		1	0.0000	0	0.0000
Wicomico		1	0.0000	0	0.0000
Anderson		0	0.0000	1	0.0000
Campbell		1	0.0000	0	0.0000
Charleston		2	0.0000	0	0.0000
Cherokee	214,346	153	8.6846	25	1.4190
Cheshire		1	0.0000	0	0.0000
Duval		6	0.0000	0	0.0000
Galveston		1	0.0000	0	0.0000
Haralson	28,780	35	14.7962	1	0.4227
Hennepin		3	0.0000	0	0.0000
Henry	203,922	123	7.3386	5	0.2983
Leavenworth		2	0.0000	0	0.0000
New Haven		2	0.0000	0	0.0000
Norfolk City		1	0.0000	0	0.0000
Palm Beach		4	0.0000	2	0.0000
Philadelphia		2	0.0000	0	0.0000
Pickens	29,431	28	11.5751	3	1.2402
Prince George		1	0.0000	0	0.0000
Randolph	7,719	4	6.3048	0	0.0000
Saginaw		1	0.0000	0	0.0000
Suffolk		2	0.0000	0	0.0000
Upton	27,153	20	8.9616	5	2.2404

Georgia Poison Center

County	Population	Exposures	Exposures per 1,000 people	Info Requests	Info Requests per 1,000 people
Wilkes	10,593	1	1.1486	0	0.0000
Williamson		1	0.0000	0	0.0000
Buncombe		4	0.0000	0	0.0000
Carroll	110,527	97	10.6776	18	1.9814
Du Page		2	0.0000	1	0.0000
Durham		4	0.0000	1	0.0000
Forsyth	175,511	109	7.5560	19	1.3171
Franklin	22,084	23	12.6713	8	4.4074
Gilmer	28,292	12	5.1605	2	0.8601
Hillsborough		4	0.0000	1	0.0000
Irwin	9,538	2	2.5512	1	1.2756
Johnson	9,980	7	8.5337	0	0.0000
Lamar	18,317	10	6.6423	0	0.0000
Laurens	48,434	35	8.7920	5	1.2560
Martin		1	0.0000	0	0.0000
Mendocino		1	0.0000	0	0.0000
Pender		3	0.0000	0	0.0000
Pennington		1	0.0000	0	0.0000
Porter		1	0.0000	0	0.0000
Rabun	16,726	15	10.9112	1	0.7274
Saint Louis		2	0.0000	0	0.0000
Salt Lake		5	0.0000	0	0.0000
Sampson		1	0.0000	0	0.0000
Tyrrell		1	0.0000	0	0.0000
York		1	0.0000	0	0.0000
Aiken		9	0.0000	0	0.0000
Baltimore City		1	0.0000	0	0.0000
Brevard		1	0.0000	0	0.0000
Burlington		1	0.0000	0	0.0000
Butts	23,655	16	8.2294	0	0.0000
Chambers		2	0.0000	0	0.0000
Chattooga	26,015	16	7.4829	0	0.0000
Danville City		1	0.0000	0	0.0000
El Paso		11	0.0000	0	0.0000
Elbert	20,166	18	10.8599	2	1.2067
Etowah		1	0.0000	0	0.0000
Fannin	23,682	14	7.1925	1	0.5138

Georgia Poison Center

County	Population	Exposures	Exposures per 1,000 people	Info Requests	Info Requests per 1,000 people
Hall	179,684	106	7.1774	7	0.4740
Hardin		1	0.0000	0	0.0000
Lee	28,298	21	9.0289	2	0.8599
Long	14,464	5	4.2058	0	0.0000
New Hanover		1	0.0000	2	0.0000
Pierce	18,758	9	5.8375	1	0.6486
Pitt		0	0.0000	1	0.0000
Robeson		3	0.0000	0	0.0000
San Diego		1	0.0000	0	0.0000
Travis		1	0.0000	0	0.0000
Trumbull		0	0.0000	1	0.0000
Turner	8,930	6	8.1747	0	0.0000
Walton	83,768	81	11.7646	15	2.1786
Wayne	30,099	32	12.9351	8	3.2338
Alexandria City		2	0.0000	0	0.0000
Arlington		1	0.0000	0	0.0000
Bergen		2	0.0000	1	0.0000
Bryan	30,233	28	11.2680	0	0.0000
Burleigh		2	0.0000	0	0.0000
Charlotte		1	0.0000	0	0.0000
Craven		1	0.0000	0	0.0000
Dale		2	0.0000	0	0.0000
Dane		1	0.0000	0	0.0000
Dekalb	691,893	333	5.8557	55	0.9672
Escambia		1	0.0000	0	0.0000
Fayette	106,567	58	6.6218	10	1.1417
Floyd	96,317	125	15.7899	13	1.6421
Gaston		4	0.0000	0	0.0000
Greene	15,994	9	6.8463	2	1.5214
Guadalupe		1	0.0000	0	0.0000
Harrisonburg City		1	0.0000	1	0.0000
Howard		1	0.0000	0	0.0000
Josephine		1	0.0000	0	0.0000
Lenoir		1	0.0000	0	0.0000
Los Angeles		8	0.0000	0	0.0000
Mecklenburg		12	0.0000	1	0.0000
Nantucket		1	0.0000	0	0.0000

Georgia Poison Center

County	Population	Exposures	Exposures per 1,000 people	Info Requests	Info Requests per 1,000 people
Nash		4	0.0000	0	0.0000
Nassau		1	0.0000	0	0.0000
Norfolk		1	0.0000	0	0.0000
Pinellas		3	0.0000	0	0.0000
Rensselaer		1	0.0000	0	0.0000
Thomas	44,720	25	6.8016	0	0.0000
Calhoun	6,694	5	9.0877	1	1.8175
Cobb	688,078	375	6.6308	46	0.8134
Colbert		1	0.0000	0	0.0000
Columbus		0	0.0000	1	0.0000
Dade	16,633	4	2.9259	0	0.0000
Davidson		2	0.0000	2	0.0000
Frederick		1	0.0000	0	0.0000
Genesee		1	0.0000	0	0.0000
Humboldt		1	0.0000	0	0.0000
Isanti		1	0.0000	0	0.0000
Jenkins	8,340	2	2.9177	0	0.0000
Marin		1	0.0000	0	0.0000
McDuffie	21,875	10	5.5619	2	1.1124
Onslow		9	0.0000	0	0.0000
Peach	27,695	20	8.7862	6	2.6359
Saint Clair		0	0.0000	1	0.0000
Toombs	27,223	19	8.4916	0	0.0000
White	27,144	20	8.9645	4	1.7929
Winnebago		2	0.0000	0	0.0000
Arapahoe		1	0.0000	0	0.0000
Ashe		0	0.0000	1	0.0000
Berrien	19,286	14	8.8320	0	0.0000
Chatham	265,128	154	7.0670	13	0.5966
Clay	3,183	5	19.1119	0	0.0000
Coffee	42,356	32	9.1919	5	1.4362
Comanche		1	0.0000	0	0.0000
Fairfax		5	0.0000	1	0.0000
Glynn	79,626	49	7.4871	4	0.6112
Greenville		4	0.0000	0	0.0000
Hart	25,213	3	1.4477	3	1.4477
Jasper	13,960	9	7.8438	1	0.8715

Georgia Poison Center

County	Population	Exposures	Exposures per 1,000 people	Info Requests	Info Requests per 1,000 people
Kent		2	0.0000	0	0.0000
Lehigh		1	0.0000	0	0.0000
McLennan		1	0.0000	0	0.0000
Monmouth		1	0.0000	1	0.0000
New York		2	0.0000	1	0.0000
Paulding	142,324	68	5.8130	4	0.3419
Richmond	200,549	97	5.8847	1	0.0607
Santa Clara		2	0.0000	0	0.0000
Spalding	64,073	46	8.7348	2	0.3798
Tallapoosa		1	0.0000	0	0.0000
Telfair	16,500	7	5.1616	0	0.0000
Terrell	9,315	4	5.2245	1	1.3061
Union	21,356	12	6.8365	1	0.5697
Wilkinson	9,563	9	11.4504	1	1.2723
Bradley		1	0.0000	0	0.0000
Brantley	18,411	6	3.9650	3	1.9825
Charlton	12,171	5	4.9982	0	0.0000
Clark		2	0.0000	0	0.0000
Dewitt		1	0.0000	0	0.0000
Dougherty	94,565	63	8.1055	7	0.9006
Early	11,008	7	7.7368	0	0.0000
Garfield		1	0.0000	0	0.0000
Gordon	55,186	47	10.3619	4	0.8819
Grady	25,011	7	3.4052	0	0.0000
Hinds		1	0.0000	0	0.0000
Iredell		0	0.0000	1	0.0000
Miami-Dade		3	0.0000	0	0.0000
Okaloosa		8	0.0000	0	0.0000
Pike	17,869	13	8.8515	1	0.6809
Prince William		1	0.0000	0	0.0000
Richland		2	0.0000	0	0.0000
Seminole	8,729	5	6.9691	0	0.0000
Stephens	26,175	19	8.8316	1	0.4648
Twiggs	9,023	5	6.7420	0	0.0000
UNKNOWN		379	0.0000	143	0.0000
Utah		2	0.0000	0	0.0000
Albany		1	0.0000	0	0.0000

Georgia Poison Center

County	Population	Exposures	Exposures per 1,000 people	Info Requests	Info Requests per 1,000 people
Allegheny		2	0.0000	0	0.0000
Atkinson	8,375	4	5.8109	1	1.4527
Baxter		1	0.0000	0	0.0000
Berkeley		1	0.0000	0	0.0000
Bernalillo		1	0.0000	0	0.0000
Brazoria		1	0.0000	1	0.0000
Chautauqua		2	0.0000	0	0.0000
Chester		1	0.0000	0	0.0000
Cleveland		1	0.0000	0	0.0000
District of Columbia		5	0.0000	1	0.0000
Dorchester		1	0.0000	0	0.0000
Fulton	920,581	619	8.1809	103	1.3613
Glascocock	3,082	1	3.9477	0	0.0000
Harrison		2	0.0000	0	0.0000
Heard	11,834	8	8.2249	0	0.0000
Hopkins		1	0.0000	0	0.0000
Jeff Davis	15,068	10	8.0745	3	2.4224
Lane		1	0.0000	0	0.0000
Lanier	10,078	6	7.2435	0	0.0000
Larimer		1	0.0000	0	0.0000
McIntosh	14,333	10	8.4886	0	0.0000
Meriwether	21,992	5	2.7662	0	0.0000
Middlesex		3	0.0000	0	0.0000
Orange		3	0.0000	2	0.0000
Osceola		1	0.0000	1	0.0000
Sevier		2	0.0000	0	0.0000
Taliaferro	1,717	1	7.0860	1	7.0860
Troup	67,044	59	10.7069	2	0.3629
Van Wert		1	0.0000	0	0.0000
Walker	68,756	14	2.4774	1	0.1770
Whatcom		1	0.0000	0	0.0000
Ascension		1	0.0000	0	0.0000
Barnstable		1	0.0000	0	0.0000
Barrow	69,367	53	9.2960	0	0.0000
Bell		2	0.0000	0	0.0000
Bibb	155,547	98	7.6654	3	0.2347
Clarke	116,714	79	8.2352	7	0.7297

Georgia Poison Center

County	Population	Exposures	Exposures per 1,000 people	Info Requests	Info Requests per 1,000 people
Gwinnett	805,321	428	6.4662	37	0.5590
Jackson	60,485	44	8.8507	8	1.6092
Jessamine		1	0.0000	0	0.0000
Lake		3	0.0000	0	0.0000
Marion	8,742	5	6.9587	0	0.0000
Milwaukee		1	0.0000	0	0.0000
Newton	99,598	86	10.5056	5	0.6108
Putnam	21,218	9	5.1607	1	0.5734
Riverside		1	0.0000	0	0.0000
Rutherford		1	0.0000	0	0.0000
Sublette		1	0.0000	0	0.0000
Tattnall	25,520	31	14.7793	0	0.0000
Taylor	8,906	5	6.8306	1	1.3661
Towns	10,421	5	5.8376	1	1.1675
Victoria		1	0.0000	0	0.0000
Virginia Beach City		2	0.0000	0	0.0000
Volusia		3	0.0000	1	0.0000
Totals	9,673,740	6,708	8.4367	824	1.0363