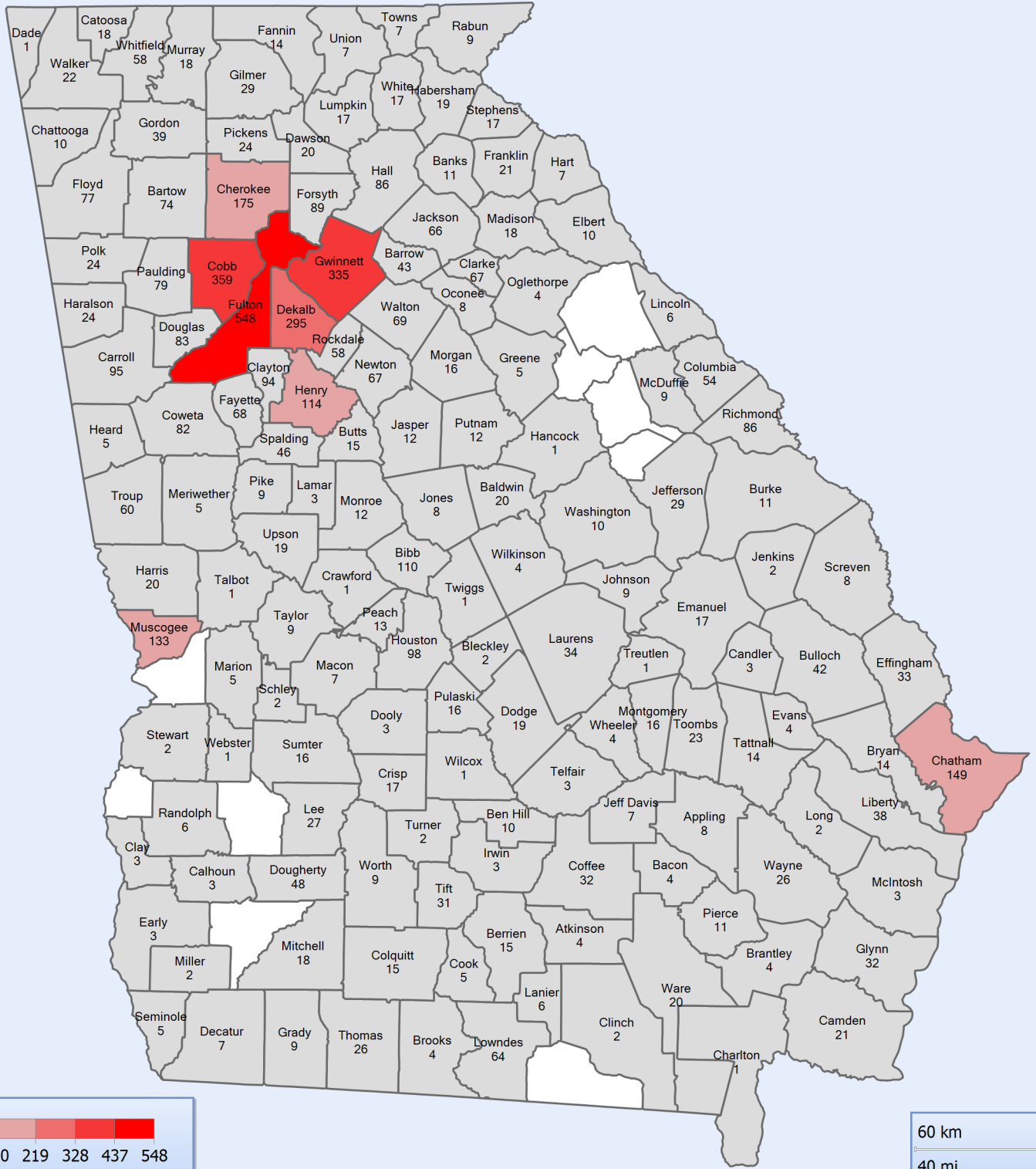


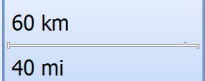

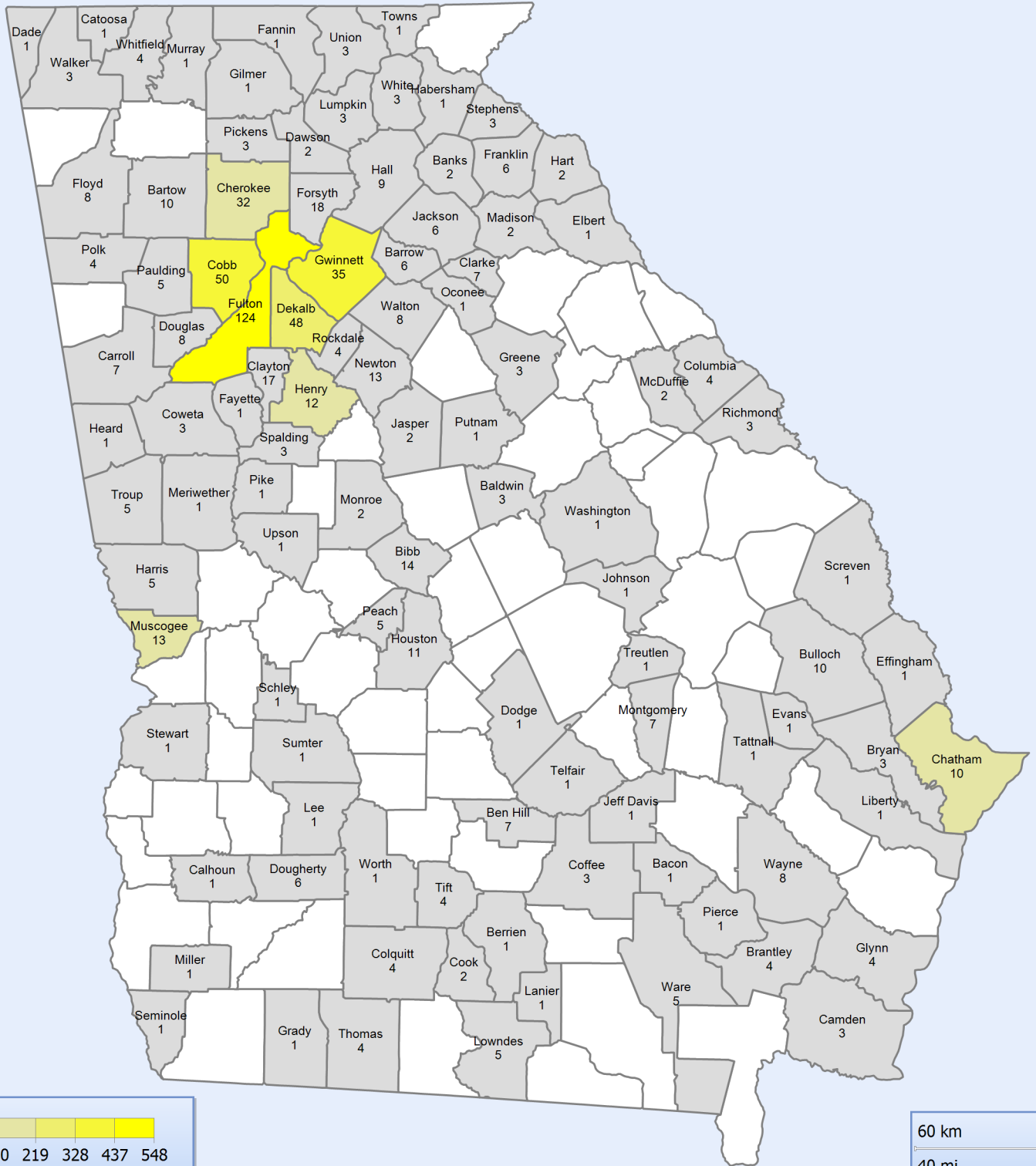
# Georgia Poison Center

## Human Exposure Calls by County



# Georgia Poison Center

## Information Requests



# Georgia Poison Center

County	Population	Exposures	Exposures per 1,000 people	Info Requests	Info Requests per 1,000 people
Bay		1	0.0000	0	0.0000
Boulder		1	0.0000	0	0.0000
Broward		2	0.0000	0	0.0000
Cabarrus		1	0.0000	0	0.0000
Catoosa	63,942	18	3.3145	1	0.1841
Colquitt	45,498	15	3.8818	4	1.0351
Coryell		1	0.0000	0	0.0000
Crawford	12,630	1	0.9322	0	0.0000
Effingham	52,250	33	7.4363	1	0.2253
King		1	0.0000	0	0.0000
Liberty	63,453	38	7.0512	1	0.1856
Merced		1	0.0000	0	0.0000
Portsmouth City		2	0.0000	0	0.0000
Ravalli		1	0.0000	0	0.0000
Riley		1	0.0000	0	0.0000
Russell		6	0.0000	0	0.0000
Schley	5,010	2	4.7003	1	2.3501
Sumter	32,819	16	5.7402	1	0.3588
Wake		3	0.0000	0	0.0000
Ware	36,312	20	6.4850	5	1.6213
Woodruff		1	0.0000	0	0.0000
Yamhill		1	0.0000	0	0.0000
Autauga		1	0.0000	1	0.0000
Baltimore		1	0.0000	1	0.0000
Clayton	259,424	94	4.2663	17	0.7716
Clinch	6,798	2	3.4640	0	0.0000
Evans	11,000	4	4.2815	1	1.0704
Harris	32,024	20	7.3534	5	1.8383
Indiana		1	0.0000	0	0.0000
Pima		1	0.0000	0	0.0000
Polk	41,475	24	6.8133	4	1.1355
Prince Edward		1	0.0000	0	0.0000
Prince Georges		1	0.0000	0	0.0000
Pueblo		1	0.0000	0	0.0000
Saint James		1	0.0000	0	0.0000
Saline		2	0.0000	0	0.0000
Treutlen	6,885	1	1.7101	1	1.7101

# Georgia Poison Center

County	Population	Exposures	Exposures per 1,000 people	Info Requests	Info Requests per 1,000 people
Worth	21,679	9	4.8880	1	0.5431
Allegany		1	0.0000	0	0.0000
Calhoun	6,694	3	5.2768	1	1.7589
Chemung		1	0.0000	0	0.0000
Cobb	688,078	359	6.1431	50	0.8556
Dade	16,633	1	0.7079	1	0.7079
Davidson		7	0.0000	0	0.0000
Hernando		1	0.0000	0	0.0000
Isanti		1	0.0000	0	0.0000
Jenkins	8,340	2	2.8235	0	0.0000
Lafourche		1	0.0000	0	0.0000
Marin		1	0.0000	0	0.0000
McDuffie	21,875	9	4.8442	2	1.0765
Oakland		3	0.0000	2	0.0000
Onslow		2	0.0000	0	0.0000
Ottawa		1	0.0000	0	0.0000
Peach	27,695	13	5.5268	5	2.1257
Saint Clair		1	0.0000	0	0.0000
Tate		1	0.0000	0	0.0000
Toombs	27,223	23	9.9477	0	0.0000
White	27,144	17	7.3741	3	1.3013
Winnebago		2	0.0000	0	0.0000
Woodbury		2	0.0000	0	0.0000
Arlington		1	0.0000	1	0.0000
Bossier		1	0.0000	0	0.0000
Bryan	30,233	14	5.4523	3	1.1683
Dekalb	691,893	295	5.0201	48	0.8168
Elmore		1	0.0000	1	0.0000
Escambia		2	0.0000	0	0.0000
Fayette	106,567	68	7.5131	1	0.1105
Floyd	96,317	77	9.4128	8	0.9780
Gaston		4	0.0000	2	0.0000
Greene	15,994	5	3.6808	3	2.2085
Guadalupe		1	0.0000	0	0.0000
Howard		3	0.0000	1	0.0000
Josephine		1	0.0000	0	0.0000
Kanawha		1	0.0000	0	0.0000

# Georgia Poison Center

County	Population	Exposures	Exposures per 1,000 people	Info Requests	Info Requests per 1,000 people
Lenoir		1	0.0000	0	0.0000
Los Angeles		5	0.0000	1	0.0000
Mecklenburg		6	0.0000	0	0.0000
Nassau		2	0.0000	1	0.0000
Northumberland		1	0.0000	0	0.0000
Thomas	44,720	26	6.8455	4	1.0531
Watauga		1	0.0000	0	0.0000
Waukesha		1	0.0000	0	0.0000
Alameda		1	0.0000	0	0.0000
Beaufort		4	0.0000	1	0.0000
Burke	23,316	11	5.5548	0	0.0000
Cecil		1	0.0000	0	0.0000
Cochise		0	0.0000	1	0.0000
Coweta	127,317	82	7.5833	3	0.2774
Cowlitz		1	0.0000	0	0.0000
De Kalb		1	0.0000	0	0.0000
Decatur	27,842	7	2.9603	0	0.0000
Douglas	132,403	83	7.3809	8	0.7114
Henderson		2	0.0000	0	0.0000
Kings		8	0.0000	0	0.0000
Macon	14,740	7	5.5915	0	0.0000
Rockdale	85,215	58	8.0139	4	0.5527
Shelby		7	0.0000	1	0.0000
Spokane		1	0.0000	0	0.0000
Talbot	6,865	1	1.7151	0	0.0000
Yuba		1	0.0000	0	0.0000
Brantley	18,411	4	2.5581	4	2.5581
Charlton	12,171	1	0.9674	0	0.0000
Clark		3	0.0000	0	0.0000
Collier		1	0.0000	0	0.0000
Collin		1	0.0000	0	0.0000
Dougherty	94,565	48	5.9764	6	0.7471
Early	11,008	3	3.2088	0	0.0000
Garfield		1	0.0000	0	0.0000
Gordon	55,186	39	8.3208	0	0.0000
Grady	25,011	9	4.2368	1	0.4708
Iredell		1	0.0000	0	0.0000

# Georgia Poison Center

County	Population	Exposures	Exposures per 1,000 people	Info Requests	Info Requests per 1,000 people
Miami-Dade		5	0.0000	1	0.0000
Pike	17,869	9	5.9303	1	0.6589
Prince William		2	0.0000	0	0.0000
Richland		6	0.0000	0	0.0000
Saint Francois		0	0.0000	1	0.0000
Seminole	8,729	5	6.7443	1	1.3489
Stanislaus		1	0.0000	0	0.0000
Stephens	26,175	17	7.6470	3	1.3495
Twiggs	9,023	1	1.3049	0	0.0000
UNKNOWN		315	0.0000	124	0.0000
Anderson		2	0.0000	1	0.0000
Caldwell		1	0.0000	0	0.0000
Campbell		1	0.0000	0	0.0000
Cherokee	214,346	175	9.6129	32	1.7578
Contra Costa		2	0.0000	0	0.0000
Dare		1	0.0000	0	0.0000
Duval		9	0.0000	1	0.0000
Greenwood		1	0.0000	0	0.0000
Haralson	28,780	24	9.8186	0	0.0000
Haywood		1	0.0000	0	0.0000
Hennepin		2	0.0000	0	0.0000
Henry	203,922	114	6.5822	12	0.6929
Loudon		1	0.0000	0	0.0000
Oneida		2	0.0000	0	0.0000
Orleans		1	0.0000	0	0.0000
Palm Beach		3	0.0000	0	0.0000
Pasco		1	0.0000	0	0.0000
Philadelphia		1	0.0000	0	0.0000
Pickens	29,431	24	9.6015	3	1.2002
Randolph	7,719	6	9.1521	0	0.0000
Suffolk		2	0.0000	0	0.0000
Upson	27,153	19	8.2389	1	0.4336
Washoe		1	0.0000	0	0.0000
Williamson		2	0.0000	0	0.0000
Cleburne		1	0.0000	1	0.0000
Columbia	124,053	54	5.1253	4	0.3797
Cook	17,212	5	3.4203	2	1.3681

# Georgia Poison Center

County	Population	Exposures	Exposures per 1,000 people	Info Requests	Info Requests per 1,000 people
Crisp	23,439	17	8.5397	0	0.0000
Davis		2	0.0000	0	0.0000
Dawson	22,330	20	10.5456	2	1.0546
Fort Bend		1	0.0000	0	0.0000
Guilford		6	0.0000	0	0.0000
Hoke		2	0.0000	0	0.0000
Houston	139,900	98	8.2478	11	0.9258
Jones	28,669	8	3.2856	0	0.0000
Lexington		1	0.0000	0	0.0000
Macomb		1	0.0000	0	0.0000
Monroe	21,757	12	6.4940	2	1.0823
Montgomery	9,123	16	20.6497	7	9.0342
Morgan	17,868	16	10.5433	0	0.0000
Murray	39,628	18	5.3481	1	0.2971
Oconee	32,808	8	2.8711	1	0.3589
Sarasota		1	0.0000	0	0.0000
Snohomish		1	0.0000	0	0.0000
Ventura		1	0.0000	0	0.0000
Aiken		7	0.0000	0	0.0000
Brevard		2	0.0000	0	0.0000
Butts	23,655	15	7.4662	0	0.0000
Chambers		7	0.0000	0	0.0000
Chattooga	26,015	10	4.5259	0	0.0000
East Baton Rouge		1	0.0000	0	0.0000
El Paso		8	0.0000	0	0.0000
Elbert	20,166	10	5.8386	1	0.5839
Fannin	23,682	14	6.9605	1	0.4972
Hall	179,684	86	5.6353	9	0.5897
Hardin		1	0.0000	0	0.0000
Lee	28,298	27	11.2341	1	0.4161
Long	14,464	2	1.6281	0	0.0000
Mohave		1	0.0000	0	0.0000
New Hanover		2	0.0000	0	0.0000
Pierce	18,758	11	6.9046	1	0.6277
Pitt		4	0.0000	0	0.0000
San Diego		1	0.0000	0	0.0000
Somerset		2	0.0000	0	0.0000

# Georgia Poison Center

County	Population	Exposures	Exposures per 1,000 people	Info Requests	Info Requests per 1,000 people
Turner	8,930	2	2.6370	0	0.0000
Walton	83,768	69	9.6984	8	1.1245
Wayne	30,099	26	10.1707	8	3.1295
Will		1	0.0000	0	0.0000
		2	0.0000	0	0.0000
Buncombe		2	0.0000	0	0.0000
Carroll	110,527	95	10.1201	7	0.7457
Du Page		1	0.0000	0	0.0000
Durham		3	0.0000	0	0.0000
Edgefield		1	0.0000	0	0.0000
Forsyth	175,511	89	5.9706	18	1.2075
Franklin	22,084	21	11.1963	6	3.1989
Gilmer	28,292	29	12.0688	1	0.4162
Hillsborough		9	0.0000	1	0.0000
Irwin	9,538	3	3.7034	0	0.0000
Johnson	9,980	9	10.6180	1	1.1798
Lamar	18,317	3	1.9284	0	0.0000
Laurens	48,434	34	8.2653	0	0.0000
Martin		1	0.0000	0	0.0000
Pender		1	0.0000	0	0.0000
Pennington		1	0.0000	0	0.0000
Rabun	16,726	9	6.3355	0	0.0000
Salt Lake		1	0.0000	0	0.0000
Sampson		2	0.0000	0	0.0000
Santa Rosa		2	0.0000	0	0.0000
Solano		1	0.0000	0	0.0000
Winston		1	0.0000	0	0.0000
York		2	0.0000	0	0.0000
Arapahoe		1	0.0000	0	0.0000
Berrien	19,286	15	9.1576	1	0.6105
Chatham	265,128	149	6.6170	10	0.4441
Clay	3,183	3	11.0973	0	0.0000
Coffee	42,356	32	8.8954	3	0.8339
Dutchess		1	0.0000	0	0.0000
Fairfax		3	0.0000	1	0.0000
Glynn	79,626	32	4.7318	4	0.5915
Greenville		4	0.0000	0	0.0000



# Georgia Poison Center

County	Population	Exposures	Exposures per 1,000 people	Info Requests	Info Requests per 1,000 people
Harford		1	0.0000	0	0.0000
Hart	25,213	7	3.2689	2	0.9340
Jasper	13,960	12	10.1211	2	1.6868
Kent		1	0.0000	0	0.0000
Lehigh		1	0.0000	0	0.0000
McLean		1	0.0000	0	0.0000
New York		1	0.0000	0	0.0000
Paulding	142,324	79	6.5355	5	0.4136
Richmond	200,549	86	5.0490	3	0.1761
Rockwall		1	0.0000	0	0.0000
Rowan		2	0.0000	0	0.0000
Santa Clara		4	0.0000	0	0.0000
Saratoga		1	0.0000	0	0.0000
Skagit		1	0.0000	0	0.0000
Spalding	64,073	46	8.4531	3	0.5513
Tallapoosa		1	0.0000	0	0.0000
Telfair	16,500	3	2.1408	1	0.7136
Union	21,356	7	3.8593	3	1.6540
Vance		2	0.0000	0	0.0000
Wilkinson	9,563	4	4.9249	0	0.0000
Albany		0	0.0000	1	0.0000
Atkinson	8,375	4	5.6235	0	0.0000
Bedford		1	0.0000	0	0.0000
Berkeley		3	0.0000	0	0.0000
Bernalillo		1	0.0000	1	0.0000
Chester		1	0.0000	0	0.0000
District of Columbia		2	0.0000	0	0.0000
Dorchester		1	0.0000	0	0.0000
Fulton	920,581	548	7.0089	124	1.5860
Harrison		3	0.0000	1	0.0000
Heard	11,834	5	4.9747	1	0.9949
Jeff Davis	15,068	7	5.4698	1	0.7814
Jefferson Davis		0	0.0000	1	0.0000
Lanier	10,078	6	7.0098	1	1.1683
Licking		1	0.0000	0	0.0000
Logan		1	0.0000	0	0.0000
McIntosh	14,333	3	2.4644	0	0.0000

# Georgia Poison Center

County	Population	Exposures	Exposures per 1,000 people	Info Requests	Info Requests per 1,000 people
Meriwether	21,992	5	2.6769	1	0.5354
Middlesex		1	0.0000	0	0.0000
Orange		6	0.0000	1	0.0000
Osceola		1	0.0000	0	0.0000
Platte		1	0.0000	0	0.0000
San Luis Obispo		1	0.0000	0	0.0000
Sevier		1	0.0000	0	0.0000
Transylvania		1	0.0000	0	0.0000
Troup	67,044	60	10.5371	5	0.8781
Walker	68,756	22	3.7674	3	0.5137
Webster	2,799	1	4.2066	0	0.0000
Appling	18,236	8	5.1653	0	0.0000
Bacon	11,096	4	4.2445	1	1.0611
Barton		1	0.0000	0	0.0000
Butler		1	0.0000	0	0.0000
Candler	10,998	3	3.2117	0	0.0000
Chittenden		1	0.0000	0	0.0000
Cumberland		4	0.0000	0	0.0000
Dallas		3	0.0000	0	0.0000
Delaware		2	0.0000	0	0.0000
Dooly	14,918	3	2.3678	0	0.0000
Flagler		1	0.0000	0	0.0000
Hancock	9,429	1	1.2487	0	0.0000
Harnett		1	0.0000	0	0.0000
Hendricks		2	0.0000	0	0.0000
Lafayette		1	0.0000	0	0.0000
Lincoln	7,996	6	8.8351	0	0.0000
Linn		2	0.0000	0	0.0000
Lowndes	109,233	64	6.8985	5	0.5389
Lumpkin	29,966	17	6.6796	3	1.1788
Maury		1	0.0000	0	0.0000
Miller	6,125	2	3.8446	1	1.9223
Mobile		1	0.0000	0	0.0000
Parker		1	0.0000	0	0.0000
Pulaski	12,010	16	15.6859	0	0.0000
Ramsey		1	0.0000	0	0.0000
Stewart	6,058	2	3.8872	1	1.9436

# Georgia Poison Center

County	Population	Exposures	Exposures per 1,000 people	Info Requests	Info Requests per 1,000 people
Washington	21,187	10	5.5573	1	0.5557
Wheeler	7,421	4	6.3464	0	0.0000
Wilcox	9,255	1	1.2722	0	0.0000
Alexander		1	0.0000	0	0.0000
Banks	18,395	11	7.0408	2	1.2802
Bexar		5	0.0000	0	0.0000
Bleckley	13,063	2	1.8027	0	0.0000
Boone		1	0.0000	0	0.0000
Brooks	16,243	4	2.8995	0	0.0000
Brunswick		1	0.0000	0	0.0000
Bulloch	70,217	42	7.0427	10	1.6768
Cullman		0	0.0000	1	0.0000
Dodge	21,796	19	10.2638	1	0.5402
Fairbanks North Star		1	0.0000	0	0.0000
Fairfield		3	0.0000	0	0.0000
Gadsden		1	0.0000	0	0.0000
Habersham	43,041	19	5.1976	1	0.2736
Henrico		1	0.0000	0	0.0000
Honolulu		4	0.0000	0	0.0000
Knox		3	0.0000	0	0.0000
Lauderdale		1	0.0000	0	0.0000
Leon		0	0.0000	1	0.0000
Madison	28,120	18	7.5368	2	0.8374
Mesa		1	0.0000	0	0.0000
Moore		1	0.0000	0	0.0000
Muscogee	189,885	133	8.2469	13	0.8061
Oklahoma		3	0.0000	0	0.0000
Richmond City		2	0.0000	0	0.0000
Screven	14,593	8	6.4547	1	0.8068
Strafford		2	0.0000	0	0.0000
Suffolk City		1	0.0000	0	0.0000
Westchester		1	0.0000	0	0.0000
Anchorage		1	0.0000	0	0.0000
Avery		1	0.0000	0	0.0000
Baldwin	45,720	20	5.1506	3	0.7726
Bannock		1	0.0000	0	0.0000
Bartow	100,157	74	8.6992	10	1.1756

# Georgia Poison Center

County	Population	Exposures	Exposures per 1,000 people	Info Requests	Info Requests per 1,000 people
Ben Hill	17,634	10	6.6770	7	4.6739
Benton		1	0.0000	0	0.0000
Blount		1	0.0000	0	0.0000
Camden	50,513	21	4.8949	3	0.6993
Emanuel	22,598	17	8.8575	0	0.0000
Gilchrist		1	0.0000	0	0.0000
Grand Traverse		2	0.0000	0	0.0000
Hamilton		12	0.0000	3	0.0000
Jefferson	16,930	29	20.1684	0	0.0000
Loudoun		5	0.0000	0	0.0000
Maricopa		6	0.0000	0	0.0000
McHenry		0	0.0000	1	0.0000
Mitchell	23,498	18	9.0193	0	0.0000
Newport News City		2	0.0000	0	0.0000
Oglethorpe	14,899	4	3.1611	0	0.0000
Saint Marys		1	0.0000	1	0.0000
Sarpy		1	0.0000	0	0.0000
Spartanburg		2	0.0000	0	0.0000
Tarrant		4	0.0000	0	0.0000
Tift	40,118	31	9.0982	4	1.1740
Tom Green		1	0.0000	0	0.0000
Whitfield	102,599	58	6.6560	4	0.4590
Ascension		1	0.0000	0	0.0000
Barrow	69,367	43	7.2987	6	1.0184
Bell		1	0.0000	0	0.0000
Bibb	155,547	110	8.3265	14	1.0597
Chesapeake City		0	0.0000	1	0.0000
Clarke	116,714	67	6.7590	7	0.7062
Gwinnett	805,321	335	4.8979	35	0.5117
Hampshire		1	0.0000	0	0.0000
Jackson	60,485	66	12.8478	6	1.1680
Johnston		1	0.0000	0	0.0000
Lake		3	0.0000	0	0.0000
Marion	8,742	5	6.7343	0	0.0000
Milwaukee		3	0.0000	0	0.0000
Newton	99,598	67	7.9206	13	1.5368
Putnam	21,218	12	6.6590	1	0.5549

# Georgia Poison Center

County	Population	Exposures	Exposures per 1,000 people	Info Requests	Info Requests per 1,000 people
Riverside		2	0.0000	0	0.0000
Rutherford		1	0.0000	0	0.0000
Tattnall	25,520	14	6.4592	1	0.4614
Taylor	8,906	9	11.8985	0	0.0000
Towns	10,421	7	7.9090	1	1.1299
Virginia Beach City		1	0.0000	0	0.0000
Volusia		1	0.0000	0	0.0000
Windham		1	0.0000	0	0.0000
<b>Totals</b>	<b>9,631,280</b>	<b>6,079</b>	<b>7.4315</b>	<b>831</b>	<b>1.0159</b>